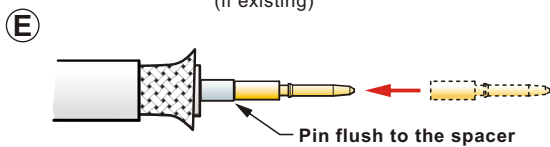
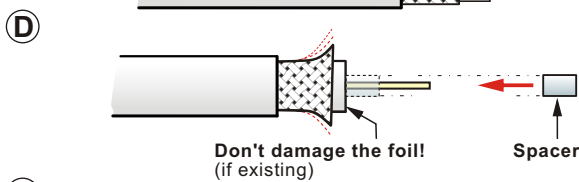
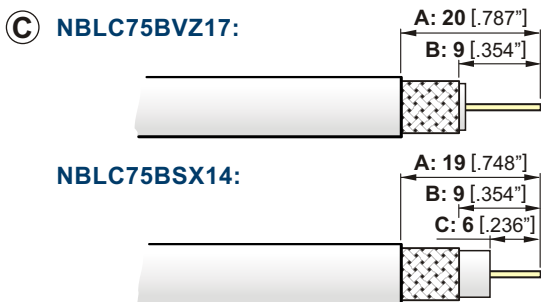
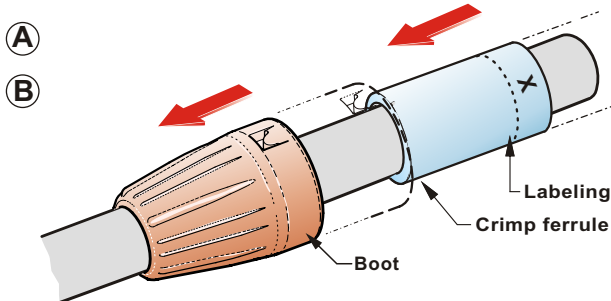


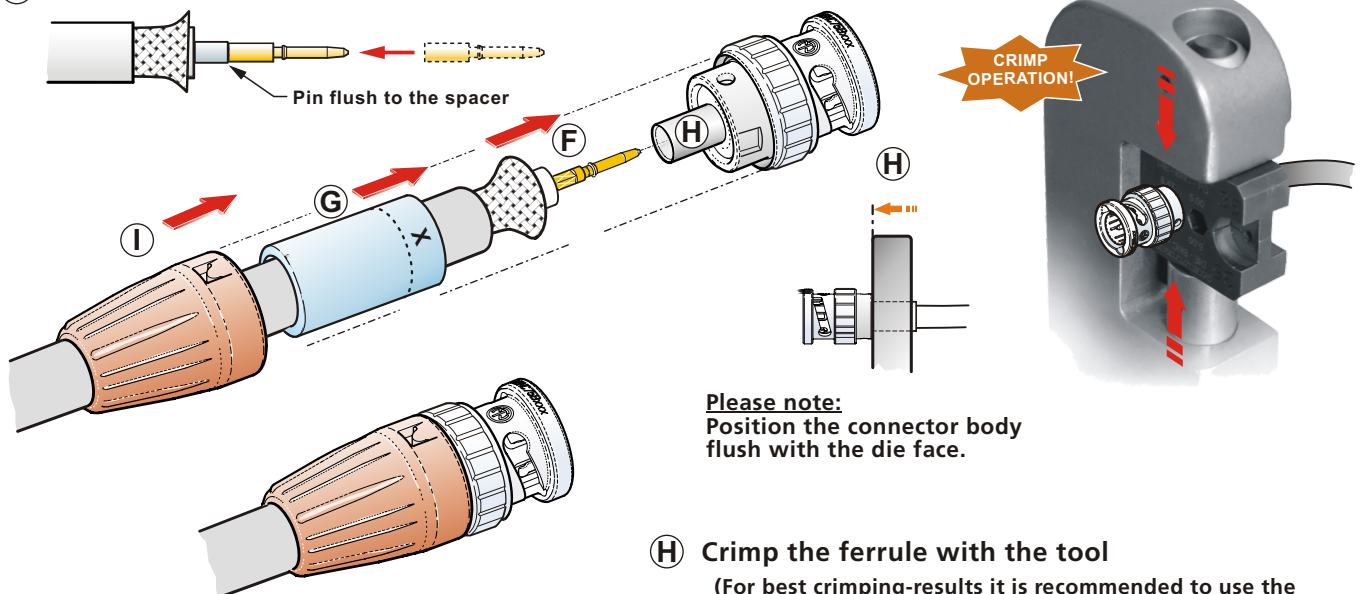


ASSEMBLY INSTRUCTION

Rear Twist BNC - "Large" | 75Ω Cable Connector - Crimp version



- F** Insert the cable into the connector body
- G** Slide the crimp ferrule over the shield to the front and push the cable and leading ferrule to it's end position until you hear a snap noise.



NEUTRIK AG	LI	T: +423 / 237 24 24	F: +423 / 232 53 93	NEUTRIK France	FR	T: +33 1 / 4131 6750	F: +33 1 / 4131 0511
NEUTRIK USA Inc.	USA	T: +1 704 / 972 3050	F: +1 704 / 438 9202	NEUTRIK Tokyo Ltd.	JP	T: +81 3 / 3663 4733	F: +81 3 / 3663 4796
NEUTRIK (UK) Ltd.	UK	T: +44 1983 / 811 441	F: +44 1983 / 811 439	NEUTRIK Hong Kong Ltd.	HK	T: +852 / 2687 6055	F: +852 / 2687 6052
NEUTRIK Vertriebs GmbH	DE/NL/AT/DK	T: +49 8131 / 280 890	F: +49 8131 / 280 830				